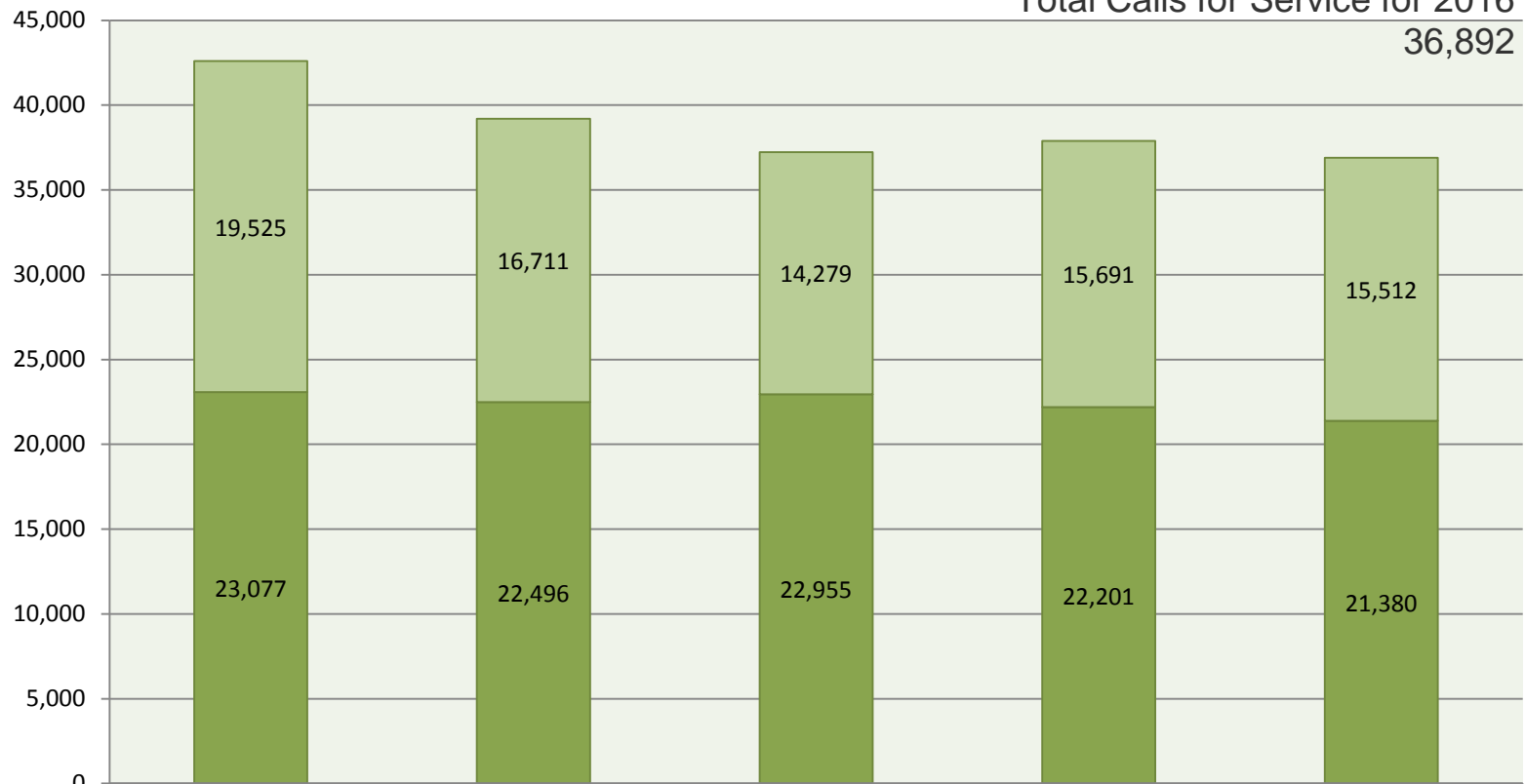


Cypress Police Department - Calls For Services (2016)											2016/2015	2016-2012
As reported by West-Communications Center Administration											Yr to Yr	Five Year
CFS/911 Emergencies	2007	2008	2009	2010	2011	2012	2013	2014	2015	2016	Trend +/-	Trend
January	1,957	1,800	1,887	1,831	1,659	1,818	1,789	1,835	1,000	1,862	86%	2%
February	1,765	1,807	1,686	1,680	1,833	1,852	1,746	1,649	1,844	1,562	-15%	-16%
March	1,994	2,126	1,905	1,812	1,831	1,931	1,924	1,950	2,016	1,787	-11%	-7%
April	1,949	2,031	1,839	1,762	1,897	1,903	1,876	1,988	1,747	1,912	9%	0%
May	2,022	2,025	2,028	2,115	1,959	1,923	1,993	1,961	1,811	1,852	2%	-4%
June	2,069	2,046	1,985	1,962	1,937	1,828	1,975	1,992	1,943	1,878	-3%	3%
July	2,227	2,055	1,938	2,100	2,058	2,090	2,007	2,086	2,151	1,958	-9%	-6%
August	2,123	2,065	2,045	2,086	2,028	2,024	1,868	2,009	2,088	1,784	-15%	-12%
September	1,924	2,038	1,895	1,893	2,058	2,016	1,894	1,995	2,056	1,765	-14%	-12%
October	1,968	2,009	2,033	2,027	1,904	2,078	1,932	1,988	1,932	1,793	-7%	-14%
November	1,833	1,868	1,797	1,738	1,688	1,816	1,712	1,777	1,804	1,610	-11%	-11%
December	1,850	1,762	1,758	1,867	1,860	1,798	1,780	1,725	1,809	1,617	-11%	-10%
<b>Total CFS/911 Emergency Calls</b>	<b>23,681</b>	<b>23,632</b>	<b>22,796</b>	<b>22,873</b>	<b>22,712</b>	<b>23,077</b>	<b>22,496</b>	<b>22,955</b>	<b>22,201</b>	<b>21,380</b>	<b>-4%</b>	<b>-7%</b>
Patrol / Officer Initiated	2007	2008	2009	2010	2011	2012	2013	2014	2015	2016	2016/2015	Five Year
January	2,087	1,736	2,150	1,744	2,108	1,305	1,953	1,493	1,760	1,182	-33%	-9%
February	2,030	2,146	1,934	2,030	1,667	1,500	1,587	1,295	1,056	1,164	10%	-22%
March	1,875	2,588	2,232	2,348	1,940	1,553	1,608	1,338	1,284	1,361	6%	-12%
April	1,808	2,278	2,837	2,363	1,781	1,488	1,374	1,168	1,197	1,214	1%	-18%
May	2,504	2,543	2,342	2,038	1,787	1,530	1,422	874	1,381	1,762	28%	15%
June	1,939	2,042	2,026	2,000	1,372	1,516	1,285	1,195	1,349	1,614	20%	6%
July	2,130	2,214	2,583	2,057	1,679	1,883	1,380	1,332	1,336	1,498	12%	-20%
August	2,116	2,067	2,579	2,024	1,659	2,037	1,285	1,184	1,350	1,581	17%	-22%
September	1,975	1,765	1,992	2,051	1,444	1,673	1,406	1,188	1,225	1,075	-12%	-36%
October	1,939	1,533	2,016	1,995	1,582	1,798	1,175	1,344	1,299	1,074	-17%	-40%
November	1,848	1,618	1,975	1,319	1,423	1,642	1,029	1,032	1,165	985	-15%	-40%
December	1,540	1,717	1,721	1,653	1,156	1,600	1,207	836	1,289	1,002	-22%	-37%
<b>Total Officer Initiated Activity (CFS)</b>	<b>23,791</b>	<b>24,247</b>	<b>26,387</b>	<b>23,622</b>	<b>19,598</b>	<b>19,525</b>	<b>16,711</b>	<b>14,279</b>	<b>15,691</b>	<b>15,512</b>	<b>-1%</b>	<b>-21%</b>
Calls For Services (Combined)	2007	2008	2009	2010	2011	2012	2013	2014	2015	2016	2016/2015	Five Year
January	4,044	3,536	4,037	3,575	3,767	3,123	3,742	3,328	2,760	3,044	10%	-3%
February	3,795	3,953	3,620	3,710	3,500	3,352	3,333	2,944	2,900	2,726	-6%	-19%
March	3,869	4,714	4,137	4,160	3,771	3,484	3,532	3,288	3,300	3,148	-5%	-10%
April	3,757	4,309	4,676	4,125	3,678	3,391	3,250	3,156	2,944	3,126	6%	-8%
May	4,526	4,568	4,370	4,153	3,746	3,453	3,415	2,835	3,192	3,614	13%	5%
June	4,008	4,088	4,011	3,962	3,309	3,344	3,260	3,187	3,292	3,492	6%	4%
July	4,357	4,269	4,521	4,157	3,737	3,973	3,387	3,418	3,487	3,456	-1%	-13%
August	4,239	4,132	4,624	4,110	3,687	4,061	3,153	3,193	3,438	3,365	-2%	-17%
September	3,899	3,803	3,887	3,944	3,502	3,689	3,300	3,183	3,281	2,840	-13%	-23%
October	3,907	3,542	4,049	4,022	3,486	3,876	3,107	3,332	3,231	2,867	-11%	-26%
November	3,681	3,486	3,772	3,057	3,111	3,458	2,741	2,809	2,969	2,595	-13%	-25%
December	3,390	3,479	3,479	3,520	3,016	3,398	2,987	2,561	3,098	2,619	-15%	-23%
<b>ANNUAL TOTAL CALLS FOR SERVICE</b>	<b>47,472</b>	<b>47,879</b>	<b>49,183</b>	<b>46,495</b>	<b>42,310</b>	<b>42,602</b>	<b>39,207</b>	<b>37,234</b>	<b>37,892</b>	<b>36,892</b>	<b>-3%</b>	<b>-13%</b>

### City of Cypress Police Department Calls For Services, 2016 (Year to Year Comparison)

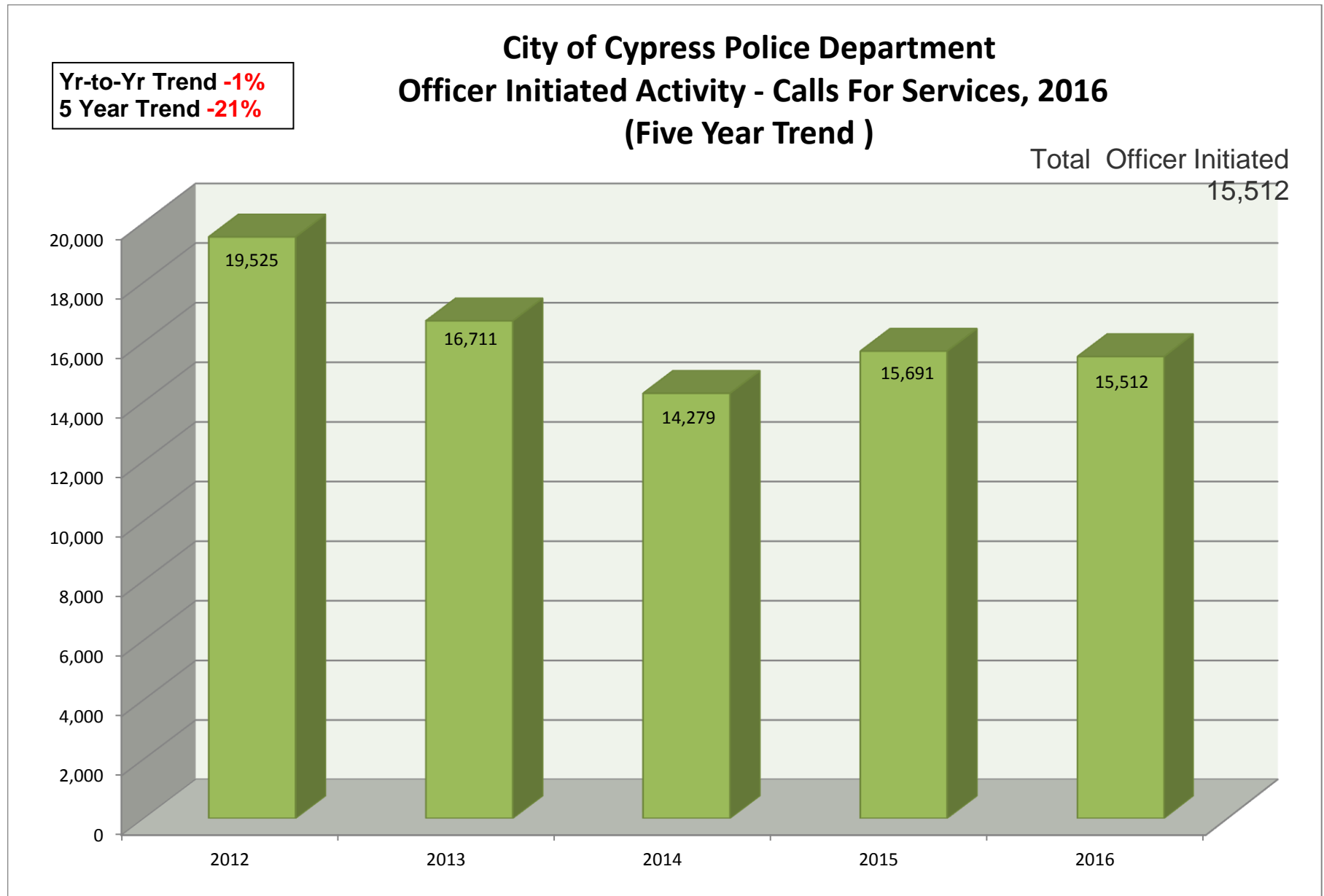
**Yr-to-Yr Trend -3%**  
**5 Year Trend -13%**

Total Calls for Service for 2016  
36,892



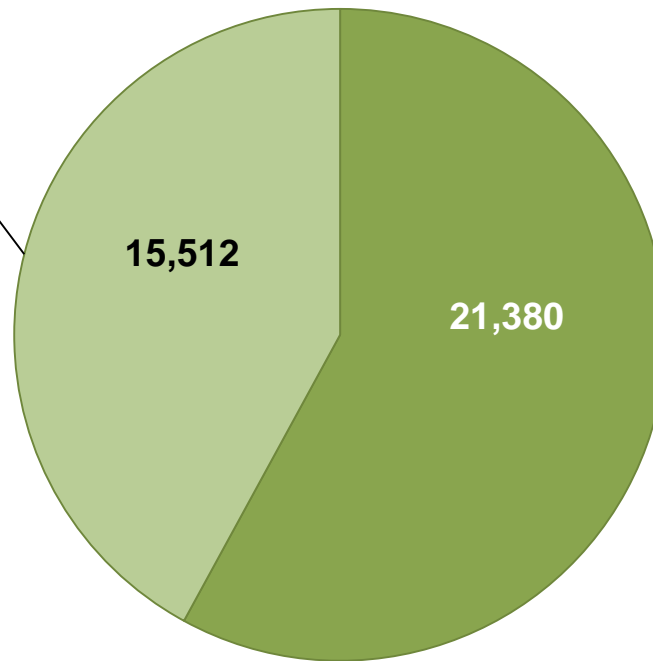
	2012	2013	2014	2015	2016
Officer Initiated CFS	19,525	16,711	14,279	15,691	15,512
CFS/911 Emergencies	23,077	22,496	22,955	22,201	21,380

■ CFS/911 Emergencies   ■ Officer Initiated CFS



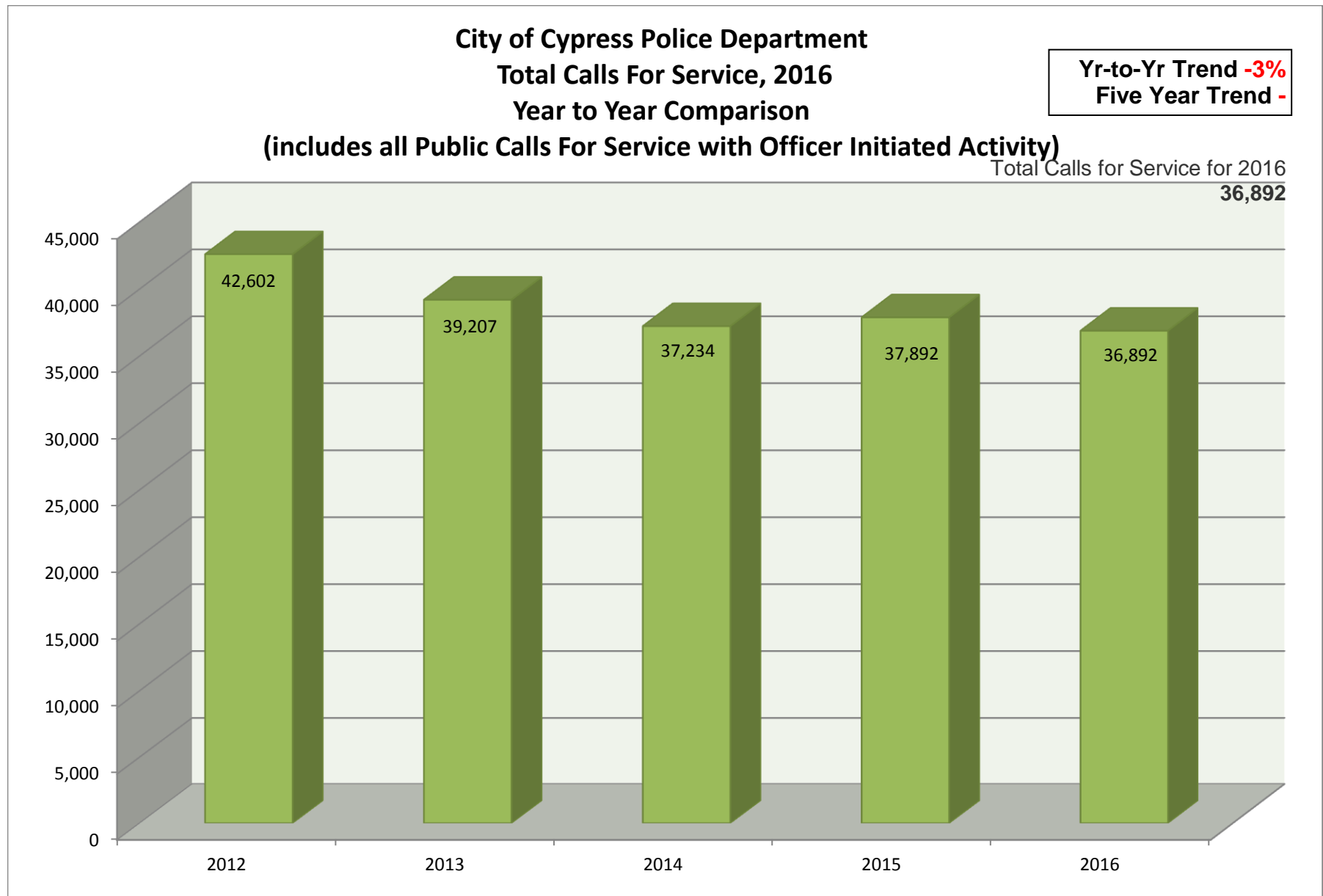
### City of Cypress Police Department Total Calls For Services, 2016 (includes all Public Calls For Service with Officer Initiated Activity)

Calls For Service  
Officer Initiated Activity  
15,512  
42%



Calls For Service  
West-Comm | 9-1-1  
Emergencies  
21,380  
58%

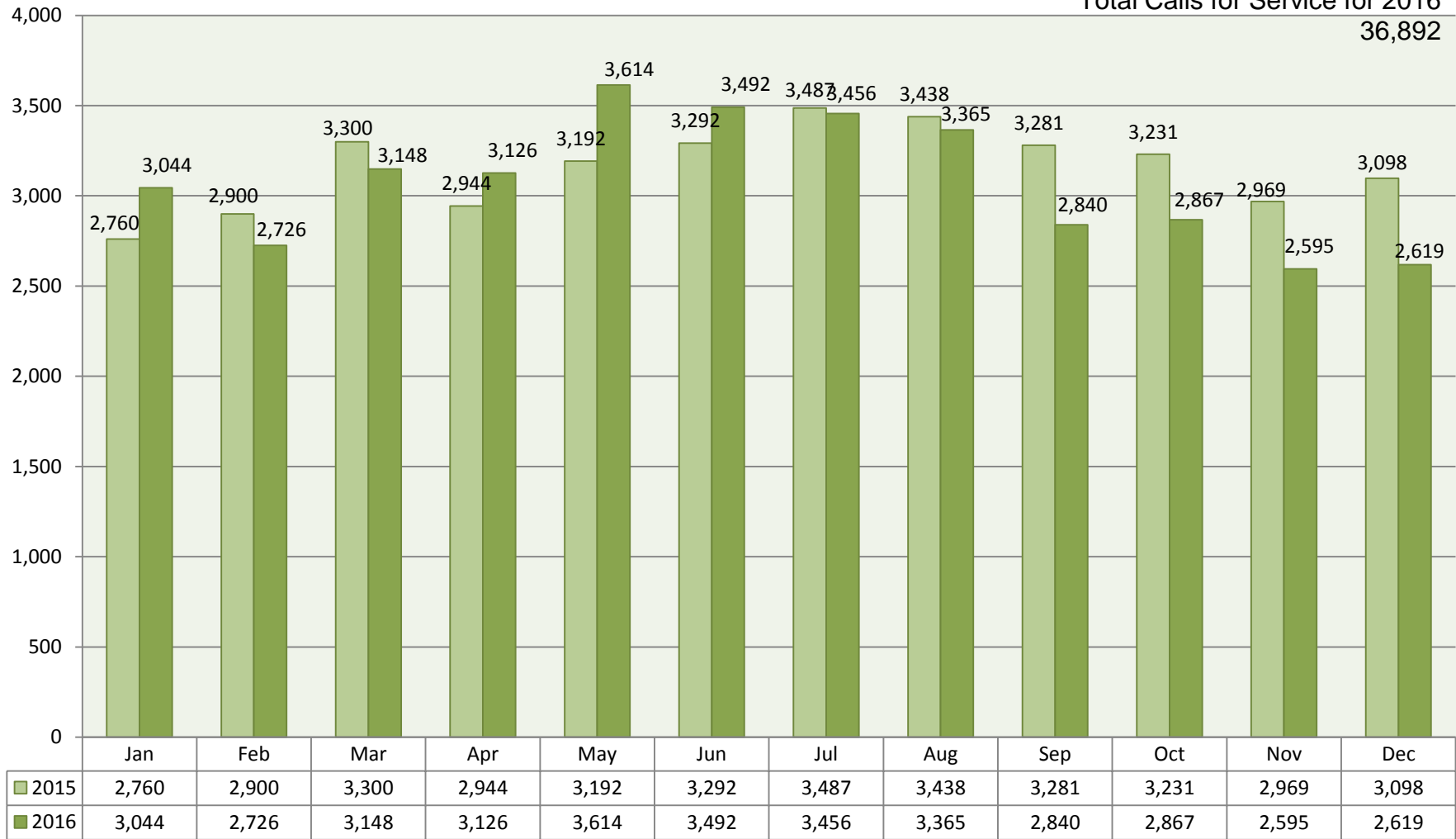
**TOTAL 2016  
CALLS FOR SERVICES  
36,892**



### City of Cypress Police Department Total Calls For Service By Month, 2016 (Year to Year Comparison)

**Yr-to-Yr Trend -3%**  
**Five Year Trend -13%**

Total Calls for Service for 2016  
36,892



### City of Cypress Police Department Total Calls For Service By Month, 2016 (includes all Public Calls For Service with Officer Initiated Activity)

Yr-to-Yr Trend **-3%**  
Five Year Trend **-13%**

Total Calls for Service for 2016

36,892

