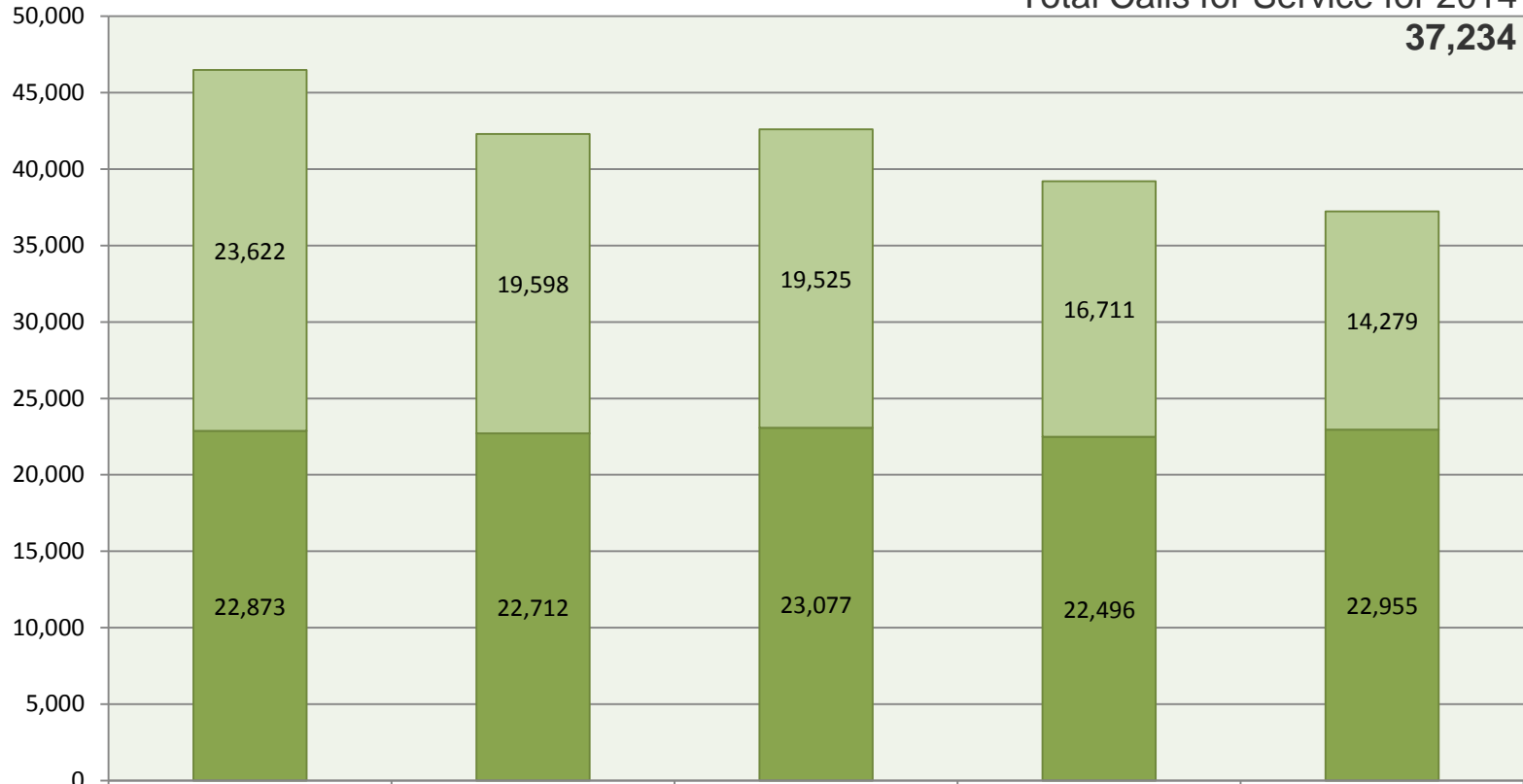


| Cypress Police Department - Calls For Services (2014) | | | | | | | | | | | 2014/2013 | 2014-2010 |
|--|---------------|---------------|---------------|---------------|---------------|---------------|---------------|---------------|---------------|---------------|-------------|-------------|
| As reported by West-Communications Center Administration | | | | | | | | | | | Yr to Yr | Five Year |
| CFS/911 Emergencies | 2005 | 2006 | 2007 | 2008 | 2009 | 2010 | 2011 | 2012 | 2013 | 2014 | Trend +/- | Trend |
| January | 1,713 | 1,802 | 1,957 | 1,800 | 1,887 | 1,831 | 1,659 | 1,818 | 1,789 | 1,835 | 3% | 0% |
| February | 1,741 | 1,585 | 1,765 | 1,807 | 1,686 | 1,680 | 1,833 | 1,852 | 1,746 | 1,649 | -6% | -2% |
| March | 1,849 | 1,748 | 1,994 | 2,126 | 1,905 | 1,812 | 1,831 | 1,931 | 1,924 | 1,950 | 1% | 8% |
| April | 1,809 | 1,805 | 1,949 | 2,031 | 1,839 | 1,762 | 1,897 | 1,903 | 1,876 | 1,988 | 6% | 13% |
| May | 1,891 | 1,991 | 2,022 | 2,025 | 2,028 | 2,115 | 1,959 | 1,923 | 1,993 | 1,961 | -2% | -7% |
| June | 1,874 | 2,230 | 2,069 | 2,046 | 1,985 | 1,962 | 1,937 | 1,828 | 1,975 | 1,992 | 1% | 2% |
| July | 2,084 | 2,134 | 2,227 | 2,055 | 1,938 | 2,100 | 2,058 | 2,090 | 2,007 | 2,086 | 4% | -1% |
| August | 1,874 | 2,016 | 2,123 | 2,065 | 2,045 | 2,086 | 2,028 | 2,024 | 1,868 | 2,009 | 8% | -4% |
| September | 1,803 | 1,882 | 1,924 | 2,038 | 1,895 | 1,893 | 2,058 | 2,016 | 1,894 | 1,995 | 5% | 5% |
| October | 1,904 | 1,770 | 1,968 | 2,009 | 2,033 | 2,027 | 1,904 | 2,078 | 1,932 | 1,988 | 3% | -2% |
| November | 1,707 | 1,912 | 1,833 | 1,868 | 1,797 | 1,738 | 1,688 | 1,816 | 1,712 | 1,777 | 4% | 2% |
| December | 1,655 | 1,867 | 1,850 | 1,762 | 1,758 | 1,867 | 1,860 | 1,798 | 1,780 | 1,725 | -3% | -8% |
| Total CFS/911 Emergency Calls | 21,904 | 22,742 | 23,681 | 23,632 | 22,796 | 22,873 | 22,712 | 23,077 | 22,496 | 22,955 | 2% | 0% |
| Patrol / Officer Initiated | 2005 | 2006 | 2007 | 2008 | 2009 | 2010 | 2011 | 2012 | 2013 | 2014 | 2014/2013 | Five Year |
| January | 1,630 | 2,072 | 2,087 | 1,736 | 2,150 | 1,744 | 2,108 | 1,305 | 1,953 | 1,493 | -24% | -14% |
| February | 1,679 | 1,941 | 2,030 | 2,146 | 1,934 | 2,030 | 1,667 | 1,500 | 1,587 | 1,295 | -18% | -36% |
| March | 1,944 | 1,738 | 1,875 | 2,588 | 2,232 | 2,348 | 1,940 | 1,553 | 1,608 | 1,338 | -17% | -43% |
| April | 1,776 | 2,213 | 1,808 | 2,278 | 2,837 | 2,363 | 1,781 | 1,488 | 1,374 | 1,168 | -15% | -51% |
| May | 1,779 | 2,185 | 2,504 | 2,543 | 2,342 | 2,038 | 1,787 | 1,530 | 1,422 | 874 | -39% | -57% |
| June | 1,924 | 2,231 | 1,939 | 2,042 | 2,026 | 2,000 | 1,372 | 1,516 | 1,285 | 1,195 | -7% | -40% |
| July | 2,247 | 2,467 | 2,130 | 2,214 | 2,583 | 2,057 | 1,679 | 1,883 | 1,380 | 1,332 | -3% | -35% |
| August | 2,640 | 2,517 | 2,116 | 2,067 | 2,579 | 2,024 | 1,659 | 2,037 | 1,285 | 1,184 | -8% | -42% |
| September | 2,279 | 2,322 | 1,975 | 1,765 | 1,992 | 2,051 | 1,444 | 1,673 | 1,406 | 1,188 | -16% | -42% |
| October | 1,974 | 1,782 | 1,939 | 1,533 | 2,016 | 1,995 | 1,582 | 1,798 | 1,175 | 1,344 | 14% | -33% |
| November | 2,197 | 1,564 | 1,848 | 1,618 | 1,975 | 1,319 | 1,423 | 1,642 | 1,029 | 1,032 | 0% | -22% |
| December | 1,838 | 1,816 | 1,540 | 1,717 | 1,721 | 1,653 | 1,156 | 1,600 | 1,207 | 836 | -31% | -49% |
| Total Officer Initiated Activity (CFS) | 23,907 | 24,848 | 23,791 | 24,247 | 26,387 | 23,622 | 19,598 | 19,525 | 16,711 | 14,279 | -15% | -40% |
| Calls For Services (Combined) | 2005 | 2006 | 2007 | 2008 | 2009 | 2010 | 2011 | 2012 | 2013 | 2014 | 2014/2013 | Five Year |
| January | 3,343 | 3,874 | 4,044 | 3,536 | 4,037 | 3,575 | 3,767 | 3,123 | 3,742 | 3,328 | -11% | -7% |
| February | 3,420 | 3,526 | 3,795 | 3,953 | 3,620 | 3,710 | 3,500 | 3,352 | 3,333 | 2,944 | -12% | -21% |
| March | 3,793 | 3,486 | 3,869 | 4,714 | 4,137 | 4,160 | 3,771 | 3,484 | 3,532 | 3,288 | -7% | -21% |
| April | 3,585 | 4,018 | 3,757 | 4,309 | 4,676 | 4,125 | 3,678 | 3,391 | 3,250 | 3,156 | -3% | -23% |
| May | 3,670 | 4,176 | 4,526 | 4,568 | 4,370 | 4,153 | 3,746 | 3,453 | 3,415 | 2,835 | -17% | -32% |
| June | 3,798 | 4,461 | 4,008 | 4,088 | 4,011 | 3,962 | 3,309 | 3,344 | 3,260 | 3,187 | -2% | -20% |
| July | 4,331 | 4,601 | 4,357 | 4,269 | 4,521 | 4,157 | 3,737 | 3,973 | 3,387 | 3,418 | 1% | -18% |
| August | 4,514 | 4,533 | 4,239 | 4,132 | 4,624 | 4,110 | 3,687 | 4,061 | 3,153 | 3,193 | 1% | -22% |
| September | 4,082 | 4,204 | 3,899 | 3,803 | 3,887 | 3,944 | 3,502 | 3,689 | 3,300 | 3,183 | -4% | -19% |
| October | 3,878 | 3,552 | 3,907 | 3,542 | 4,049 | 4,022 | 3,486 | 3,876 | 3,107 | 3,332 | 7% | -17% |
| November | 3,904 | 3,476 | 3,681 | 3,486 | 3,772 | 3,057 | 3,111 | 3,458 | 2,741 | 2,809 | 2% | -8% |
| December | 3,493 | 3,683 | 3,390 | 3,479 | 3,479 | 3,520 | 3,016 | 3,398 | 2,987 | 2,561 | -14% | -27% |
| ANNUAL TOTAL CALLS FOR SERVICE | 45,811 | 47,590 | 47,472 | 47,879 | 49,183 | 46,495 | 42,310 | 42,602 | 39,207 | 37,234 | -5% | -20% |

City of Cypress Police Department Calls For Services, 2014 (Year to Year Comparison)

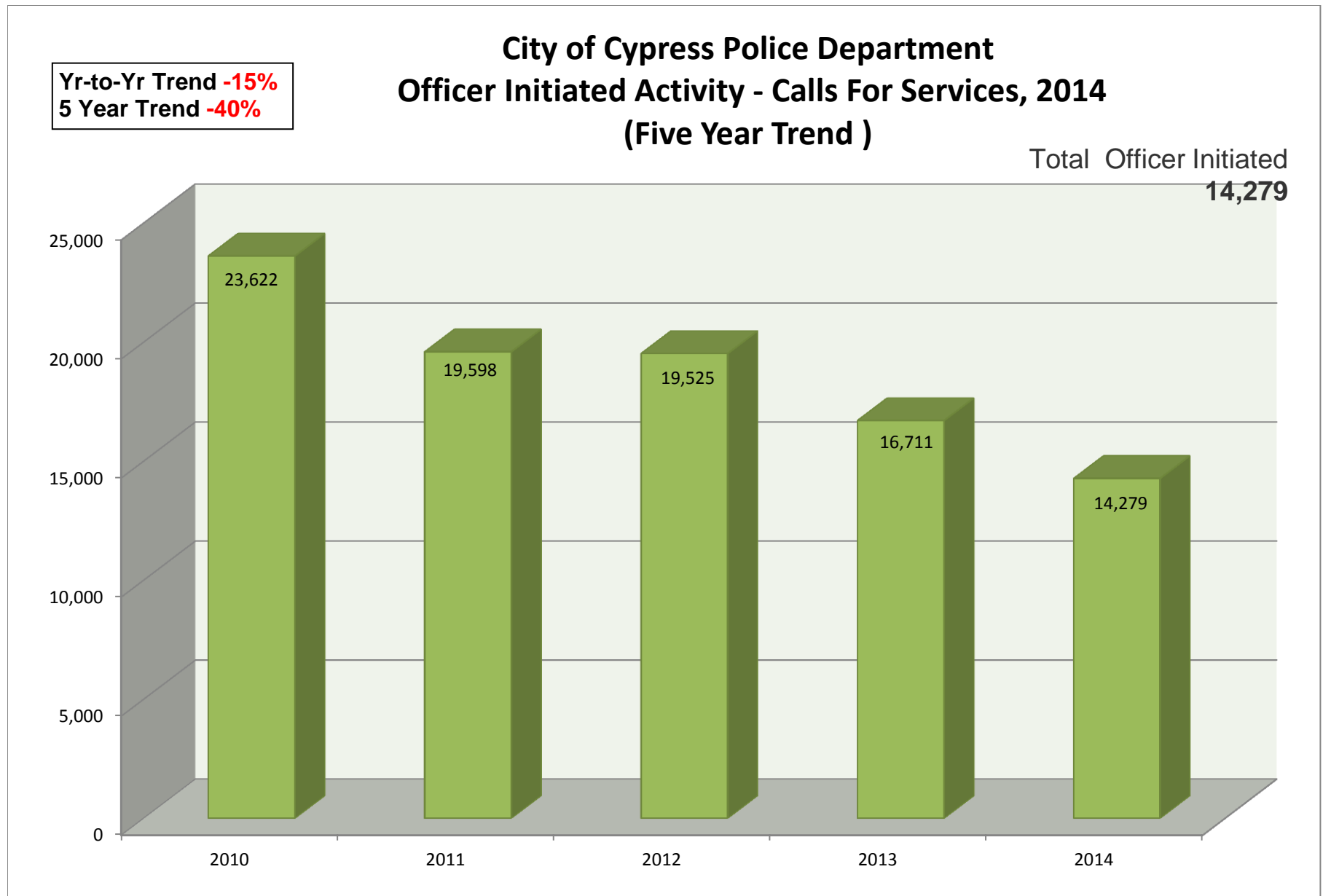
Yr-to-Yr Trend -5%
5 Year Trend -20%

Total Calls for Service for 2014
37,234



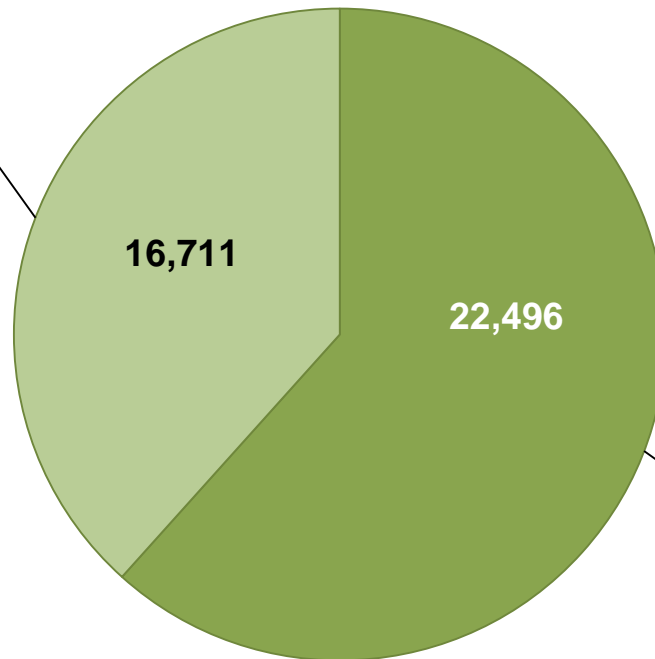
| | 2010 | 2011 | 2012 | 2013 | 2014 |
|-----------------------|--------|--------|--------|--------|--------|
| Officer Initiated CFS | 23,622 | 19,598 | 19,525 | 16,711 | 14,279 |
| CFS/911 Emergencies | 22,873 | 22,712 | 23,077 | 22,496 | 22,955 |

■ CFS/911 Emergencies ■ Officer Initiated CFS



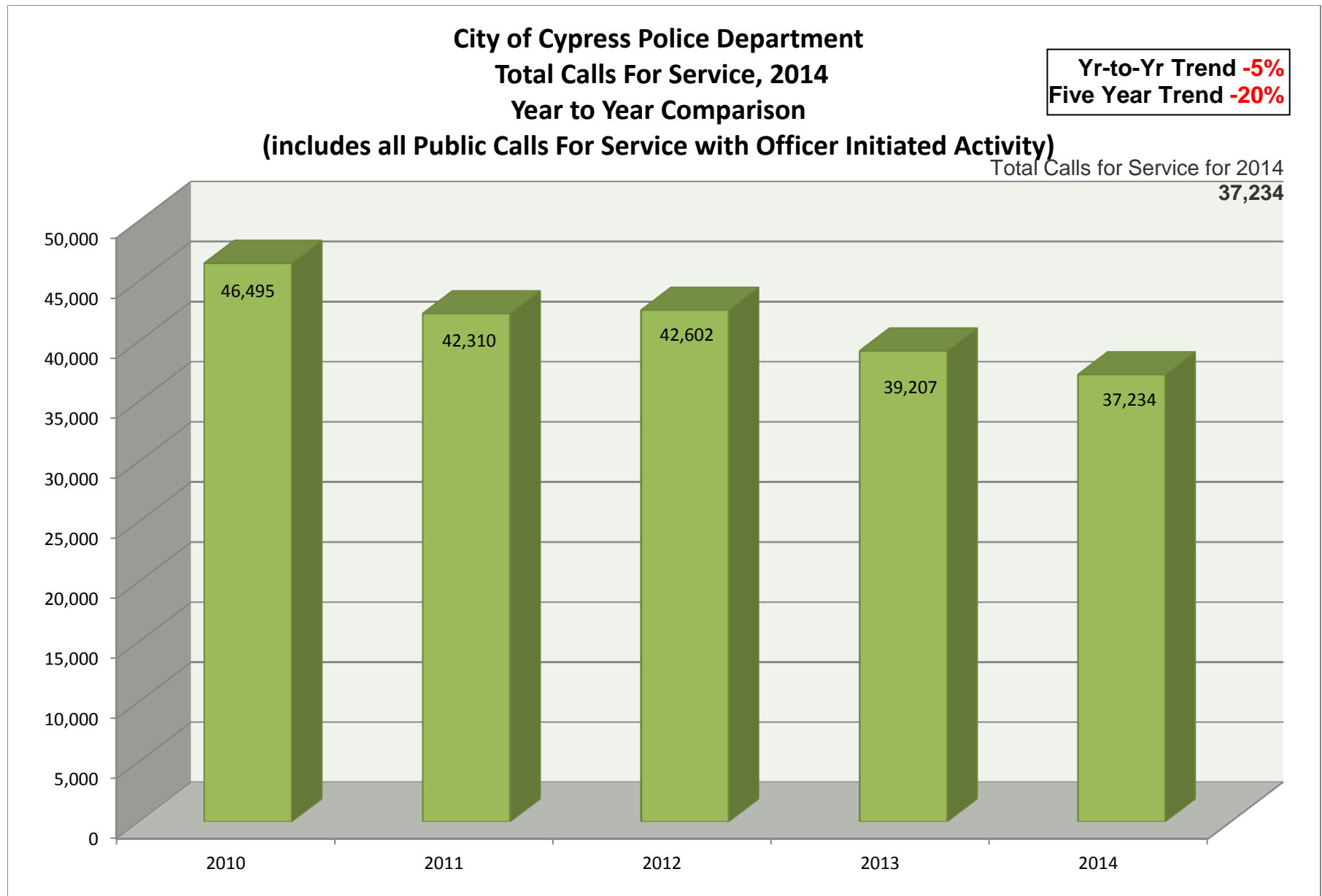
City of Cypress Police Department Total Calls For Services, 2014 (includes all Public Calls For Service with Officer Initiated Activity)

Calls For Service
Officer Initiated Activity
14,279
38%



Calls For Service
West-Comm | 9-1-1
Emergencies
22,955
62%

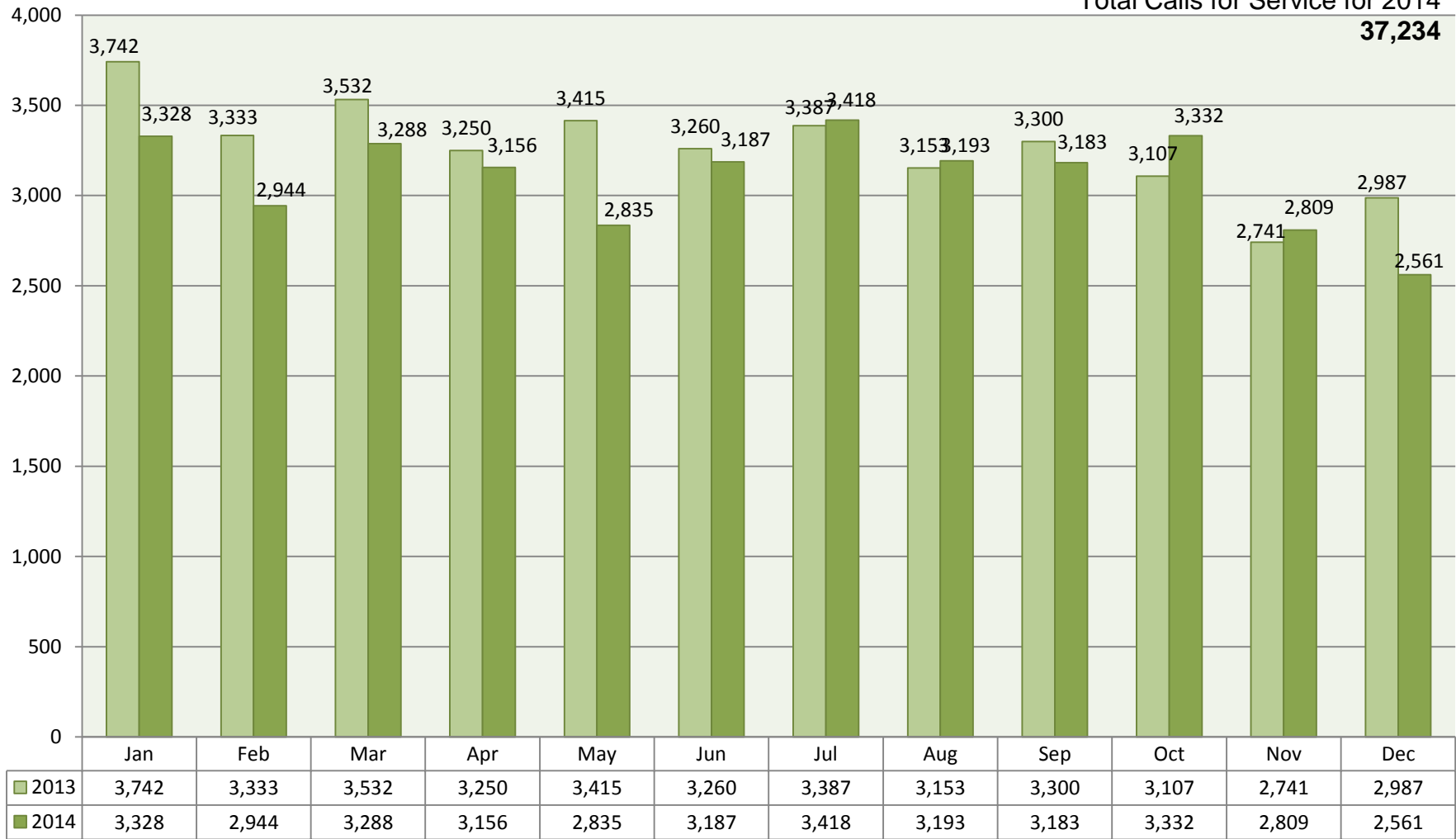
**TOTAL 2014
CALLS FOR SERVICES
37,234**



City of Cypress Police Department Total Calls For Service By Month, 2014 (Year to Year Comparison)

Yr-to-Yr Trend -5%
Five Year Trend -20%

Total Calls for Service for 2014
37,234



City of Cypress Police Department Total Calls For Service By Month, 2014 (includes all Public Calls For Service with Officer Initiated Activity)

Yr-to-Yr Trend **-5%**
Five Year Trend **-20%**

Total Calls for Service for 2014
37,234

